



NATA LIGHTING CO.,LTD
www.nata.cn
Email:info@nata.cn
Tel:+86 0750-377 0000(10 lines) Fax:+86 0750-377 1111
Address:380JinOu Road,Gaoxin Zone,Jiang Men City,Guangdong,China

Nata

LumCAT: 3-1546-A3
Luminaire: TE 2213130-1+92.76.365.00
Report No: GC20170511509
Test No: NT-0010
LampCAT: LUXEON CoB 1208
Lamp flux(lm): 3194.0
Number of Lamps: 1
Length(mm): 84
Phm Type: C

Voltage(V): 219.9000
Current(A): 0.1350
Power (W): 28.1000
PF: 0.9420
Ballast type: DC
Width(mm): 84
Height(mm): 0

Photometric Results

Lumens(lm): 2916.31
Efficiency(%): 91.31%
Lumens(lm)/Power(W): 103.78
Central intensity(cd): 9364.818
Maximum intensity(cd): 9364.818
Angle of maximum intensity: C=0.0 γ =0.0
Beam Angle(50%Imax): [C0/180]Total=27.5
 [C90/270]Total=27.5
Field angle(10%Imax): [C0/180]Total=64.4
 [C90/270]Total=64.4
Maximum s/h(1/2): C0_180=0.46 C90_270=0.46
Maximum s/h(1/4): C0_180=0.45 C90_270=0.45
Up flux rate of lamp(%): 0.00%
Down flux rate of lamp(%): 91.31%
Up flux rate of LUM(%): - -
Down flux rate of LUM(%): 100.00%
CIE Type : Direct lighting
Output flux ratio in π solid angle : 98.697%

Equipment: gms1980
Temperature(°C): 25.0

Date: 2017/5/15
Humidity(%): 60.0%

Operator: NT07
Distance(m): 7.42

| $\gamma(^{\circ})$ | Average I(cd) | Zonal F(lm) | Sum F(lm) | Eff Flux(%) | Eff Sum(%) |
|--------------------|---------------|-------------|-----------|-------------|------------|
| 0.0 | 9364.818 | 0.000 | 0 | .000% | .000% |
| 1.0 | 9357.661 | 8.958 | 8.958 | .280% | .307% |
| 2.0 | 9335.363 | 26.830 | 35.788 | .840% | 1.227% |
| 3.0 | 9279.756 | 44.521 | 80.31 | 1.394% | 2.754% |
| 4.0 | 9162.211 | 61.731 | 142.041 | 1.933% | 4.871% |
| 5.0 | 8976.395 | 78.031 | 220.072 | 2.443% | 7.546% |
| 6.0 | 8709.372 | 92.943 | 313.016 | 2.910% | 10.733% |
| 7.0 | 8336.365 | 105.803 | 418.818 | 3.313% | 14.361% |
| 8.0 | 7931.838 | 116.428 | 535.247 | 3.645% | 18.354% |
| 9.0 | 7408.389 | 124.324 | 659.571 | 3.892% | 22.617% |
| 10.0 | 6862.230 | 129.144 | 788.715 | 4.043% | 27.045% |
| 11.0 | 6335.202 | 131.869 | 920.584 | 4.129% | 31.567% |
| 12.0 | 5734.262 | 131.937 | 1052.521 | 4.131% | 36.091% |
| 13.0 | 5117.905 | 128.788 | 1181.308 | 4.032% | 40.507% |
| 14.0 | 4527.288 | 123.458 | 1304.766 | 3.865% | 44.740% |
| 15.0 | 3970.530 | 116.662 | 1421.428 | 3.653% | 48.741% |
| 16.0 | 3396.429 | 107.947 | 1529.375 | 3.380% | 52.442% |
| 17.0 | 2962.172 | 99.021 | 1628.395 | 3.100% | 55.838% |
| 18.0 | 2549.249 | 90.871 | 1719.266 | 2.845% | 58.953% |
| 19.0 | 2200.329 | 82.633 | 1801.899 | 2.587% | 61.787% |
| 20.0 | 1918.991 | 75.395 | 1877.294 | 2.361% | 64.372% |
| 21.0 | 1696.012 | 69.415 | 1946.71 | 2.173% | 66.752% |
| 22.0 | 1522.722 | 64.682 | 2011.392 | 2.025% | 68.970% |
| 23.0 | 1398.845 | 61.302 | 2072.694 | 1.919% | 71.072% |
| 24.0 | 1308.828 | 59.199 | 2131.893 | 1.853% | 73.102% |
| 25.0 | 1239.595 | 57.946 | 2189.839 | 1.814% | 75.089% |
| 26.0 | 1196.376 | 57.501 | 2247.34 | 1.800% | 77.061% |
| 27.0 | 1150.266 | 57.411 | 2304.751 | 1.797% | 79.030% |
| 28.0 | 1121.802 | 57.524 | 2362.275 | 1.801% | 81.002% |
| 29.0 | 1088.355 | 57.824 | 2420.099 | 1.810% | 82.985% |
| 30.0 | 1060.290 | 58.013 | 2478.112 | 1.816% | 84.974% |
| 31.0 | 1015.089 | 57.755 | 2535.867 | 1.808% | 86.955% |
| 32.0 | 952.434 | 56.367 | 2592.234 | 1.765% | 88.887% |
| 33.0 | 867.730 | 53.623 | 2645.857 | 1.679% | 90.726% |
| 34.0 | 745.615 | 48.825 | 2694.682 | 1.529% | 92.400% |
| 35.0 | 631.387 | 42.765 | 2737.446 | 1.339% | 93.867% |
| 36.0 | 506.753 | 36.239 | 2773.685 | 1.135% | 95.109% |
| 37.0 | 376.971 | 28.822 | 2802.507 | .902% | 96.098% |

| $\gamma(^{\circ})$ | Average I(cd) | Zonal F(lm) | Sum F(lm) | Eff Flux(%) | Eff Sum(%) |
|--------------------|---------------|-------------|-----------|-------------|------------|
| 38.0 | 273.933 | 21.726 | 2824.233 | .680% | 96.843% |
| 39.0 | 168.404 | 15.098 | 2839.331 | .473% | 97.360% |
| 40.0 | 86.562 | 8.892 | 2848.224 | .278% | 97.665% |
| 41.0 | 49.647 | 4.850 | 2853.074 | .152% | 97.832% |
| 42.0 | 32.483 | 2.984 | 2856.058 | .093% | 97.934% |
| 43.0 | 26.964 | 2.202 | 2858.26 | .069% | 98.009% |
| 44.0 | 21.169 | 1.817 | 2860.077 | .057% | 98.072% |
| 45.0 | 17.067 | 1.469 | 2861.546 | .046% | 98.122% |
| 46.0 | 14.439 | 1.232 | 2862.778 | .039% | 98.164% |
| 47.0 | 13.723 | 1.120 | 2863.898 | .035% | 98.203% |
| 48.0 | 13.406 | 1.097 | 2864.995 | .034% | 98.240% |
| 49.0 | 13.186 | 1.092 | 2866.087 | .034% | 98.278% |
| 50.0 | 13.007 | 1.092 | 2867.179 | .034% | 98.315% |
| 51.0 | 12.842 | 1.094 | 2868.273 | .034% | 98.353% |
| 52.0 | 12.704 | 1.096 | 2869.369 | .034% | 98.390% |
| 53.0 | 12.567 | 1.099 | 2870.468 | .034% | 98.428% |
| 54.0 | 12.457 | 1.103 | 2871.571 | .035% | 98.466% |
| 55.0 | 12.401 | 1.110 | 2872.681 | .035% | 98.504% |
| 56.0 | 12.291 | 1.116 | 2873.797 | .035% | 98.542% |
| 57.0 | 12.209 | 1.120 | 2874.917 | .035% | 98.581% |
| 58.0 | 12.112 | 1.125 | 2876.042 | .035% | 98.619% |
| 59.0 | 12.030 | 1.129 | 2877.17 | .035% | 98.658% |
| 60.0 | 11.975 | 1.134 | 2878.304 | .036% | 98.697% |
| 61.0 | 11.933 | 1.141 | 2879.445 | .036% | 98.736% |
| 62.0 | 11.892 | 1.148 | 2880.593 | .036% | 98.775% |
| 63.0 | 11.851 | 1.155 | 2881.748 | .036% | 98.815% |
| 64.0 | 11.782 | 1.160 | 2882.908 | .036% | 98.855% |
| 65.0 | 11.713 | 1.163 | 2884.07 | .036% | 98.895% |
| 66.0 | 11.672 | 1.167 | 2885.237 | .037% | 98.935% |
| 67.0 | 11.658 | 1.173 | 2886.41 | .037% | 98.975% |
| 68.0 | 11.644 | 1.180 | 2887.591 | .037% | 99.015% |
| 69.0 | 11.644 | 1.188 | 2888.779 | .037% | 99.056% |
| 70.0 | 11.658 | 1.197 | 2889.976 | .037% | 99.097% |
| 71.0 | 11.906 | 1.218 | 2891.194 | .038% | 99.139% |
| 72.0 | 12.140 | 1.250 | 2892.444 | .039% | 99.182% |
| 73.0 | 12.360 | 1.281 | 2893.725 | .040% | 99.226% |
| 74.0 | 12.539 | 1.309 | 2895.034 | .041% | 99.270% |
| 75.0 | 12.718 | 1.334 | 2896.369 | .042% | 99.316% |

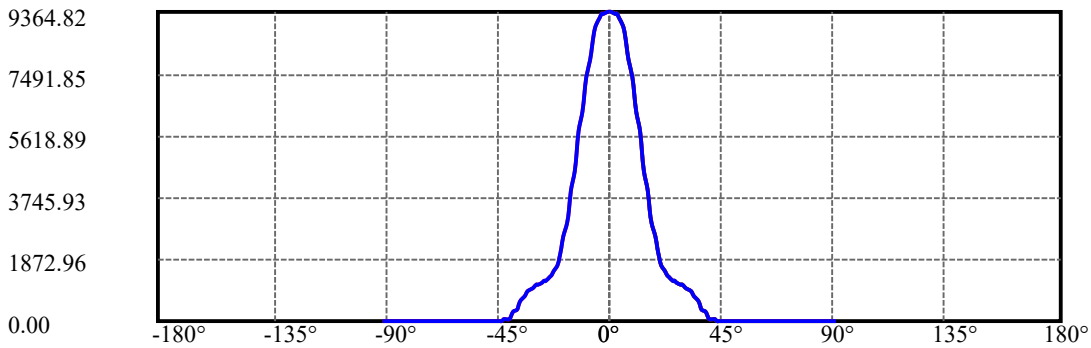
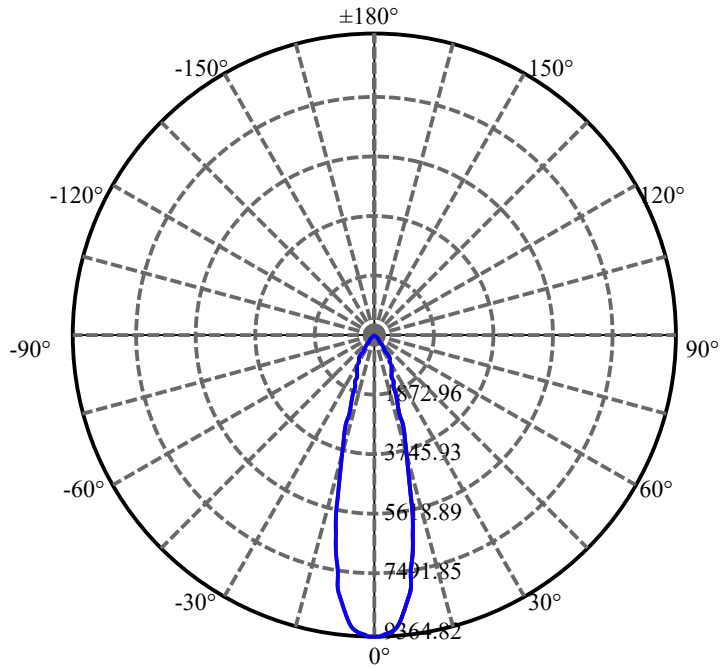
| $\gamma(^{\circ})$ | Average I(cd) | Zonal F(lm) | Sum F(lm) | Eff Flux(%) | Eff Sum(%) |
|--------------------|---------------|-------------|-----------|-------------|------------|
| 76.0 | 12.801 | 1.355 | 2897.723 | .042% | 99.363% |
| 77.0 | 13.007 | 1.376 | 2899.099 | .043% | 99.410% |
| 78.0 | 13.131 | 1.399 | 2900.498 | .044% | 99.458% |
| 79.0 | 13.186 | 1.414 | 2901.912 | .044% | 99.506% |
| 80.0 | 13.269 | 1.426 | 2903.339 | .045% | 99.555% |
| 81.0 | 13.158 | 1.429 | 2904.768 | .045% | 99.604% |
| 82.0 | 12.980 | 1.417 | 2906.185 | .044% | 99.653% |
| 83.0 | 12.346 | 1.377 | 2907.562 | .043% | 99.700% |
| 84.0 | 11.741 | 1.312 | 2908.874 | .041% | 99.745% |
| 85.0 | 11.521 | 1.270 | 2910.144 | .040% | 99.789% |
| 86.0 | 11.438 | 1.255 | 2911.399 | .039% | 99.832% |
| 87.0 | 11.245 | 1.241 | 2912.64 | .039% | 99.874% |
| 88.0 | 11.163 | 1.227 | 2913.867 | .038% | 99.916% |
| 89.0 | 11.121 | 1.221 | 2915.089 | .038% | 99.958% |
| 90.0 | 11.149 | 1.221 | 2916.31 | .038% | 100.000% |

ZONAL LUMEN SUMMARY

| Zone | Lumens | %Lamp | %Fixt |
|---------|---------|--------|---------|
| 0-30 | 2478.11 | 77.59% | 84.97% |
| 0-40 | 2848.22 | 89.17% | 97.67% |
| 0-60 | 2878.30 | 90.12% | 98.70% |
| 0-90 | 2915.09 | 91.27% | 99.96% |
| 0-120 | 2915.09 | 91.27% | 99.96% |
| 0-180 | 2916.31 | 91.31% | 100.00% |
| 60-90 | 37.92 | 1.19% | 1.30% |
| 90-120 | 0.00 | 0.00% | 0.00% |
| 90-130 | 0.00 | 0.00% | 0.00% |
| 90-150 | 0.00 | 0.00% | 0.00% |
| 90-180 | 0.00 | 0.00% | 0.00% |
| 0-27.49 | 2333.05 | 73.04% | 80.00% |

ZONAL LUMEN SUMMARY

| | |
|---------|---------|
| 0-10 | 788.71 |
| 10-20 | 1088.58 |
| 20-30 | 600.82 |
| 30-40 | 370.11 |
| 40-50 | 18.96 |
| 50-60 | 11.13 |
| 60-70 | 11.67 |
| 70-80 | 13.36 |
| 80-90 | 11.75 |
| 90-100 | 0.00 |
| 100-110 | 0.00 |
| 110-120 | 0.00 |
| 120-130 | 0.00 |
| 130-140 | 0.00 |
| 140-150 | 0.00 |
| 150-160 | 0.00 |
| 160-170 | 0.00 |
| 170-180 | 0.00 |



C0(Max): —————

C0/C180: —————

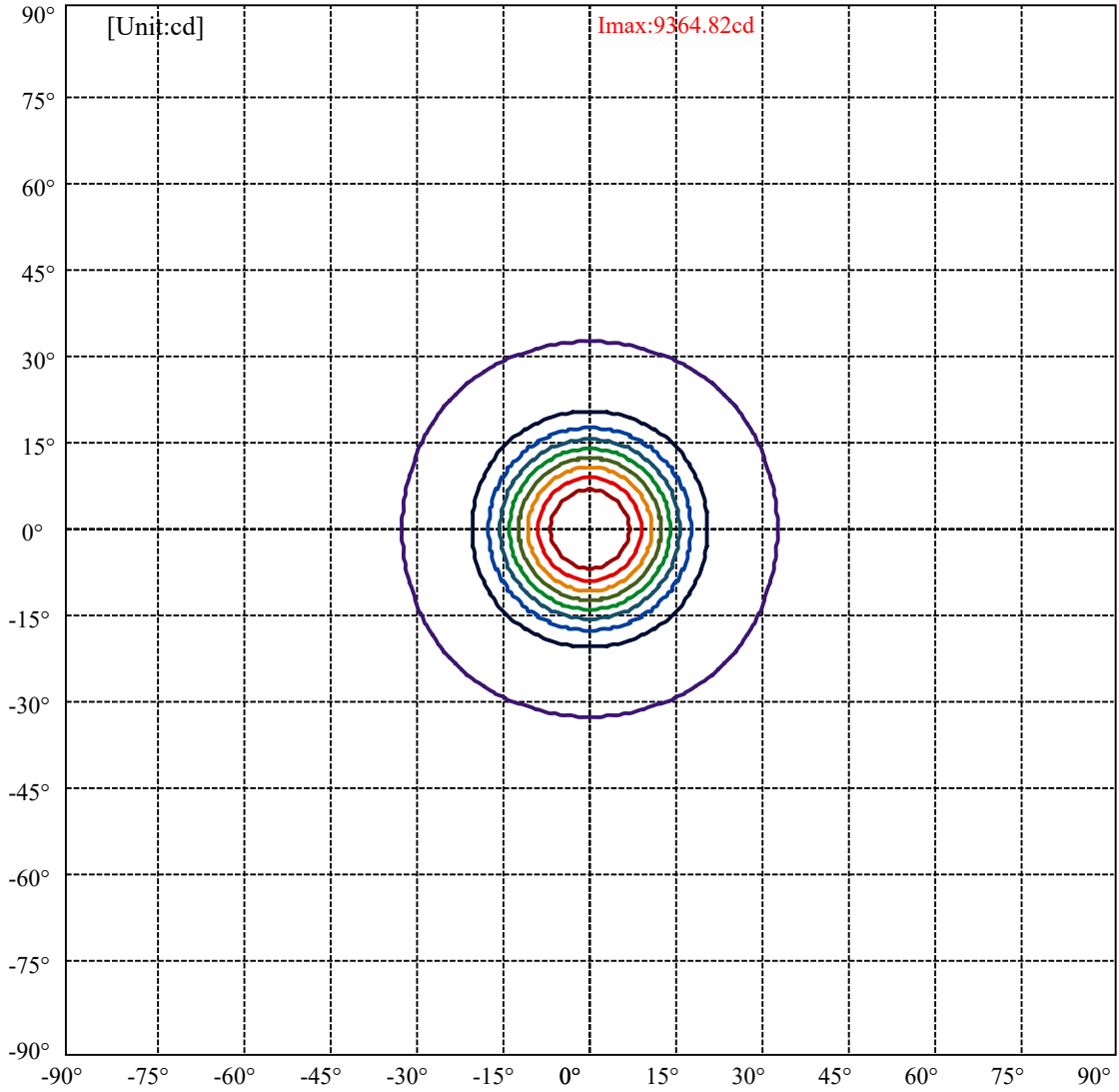
C90/C270: —————

Field angle(10%Imax):C0/180Left:32.2 Right:32.2

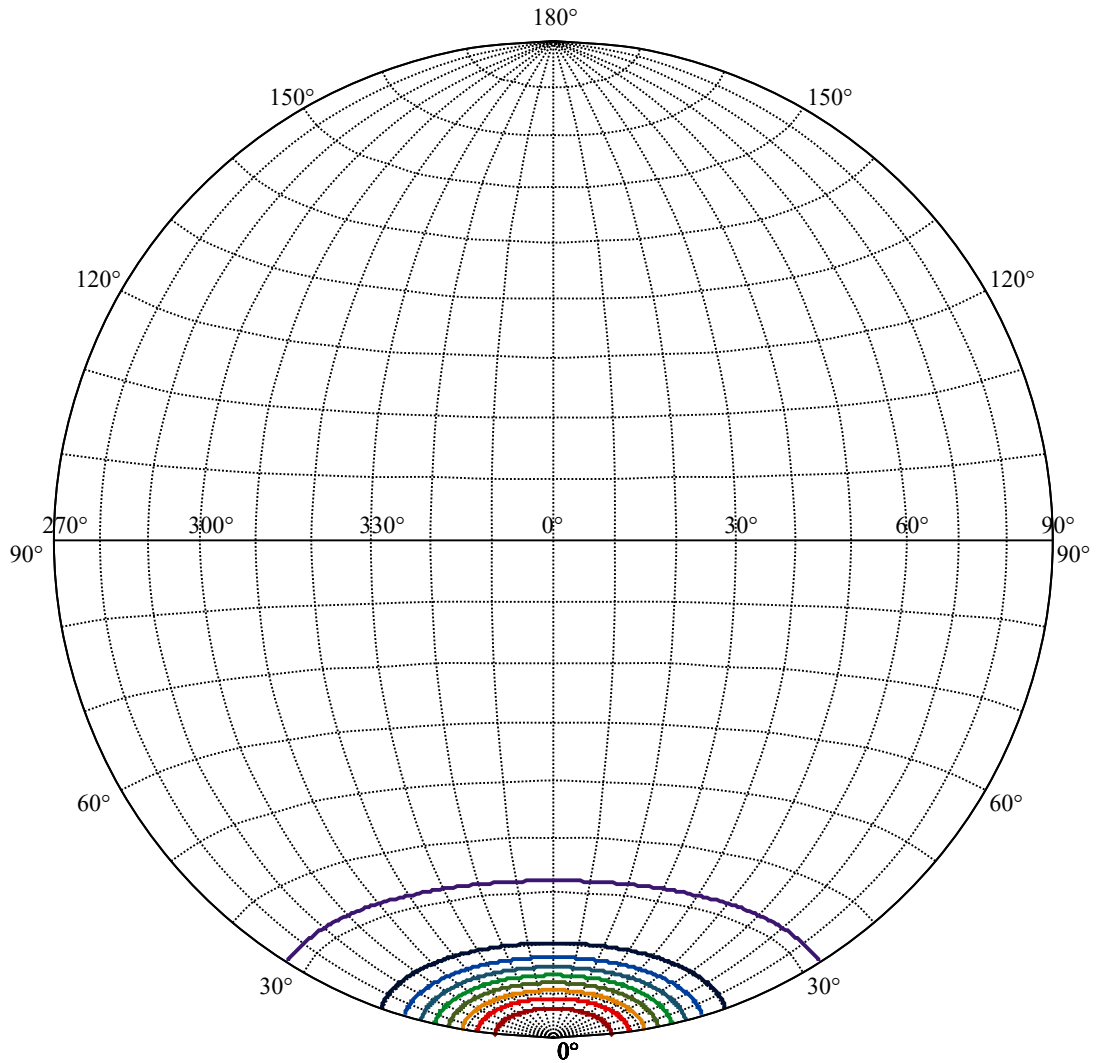
:C90/270Left:32.2 Right:32.2

Beam Angle(50%Imax):C0/180Left:13.7 Right:13.7

:C90/270Left:13.7 Right:13.7



| | |
|-------------------|---|
| (10%Imax) 936.482 | — |
| (20%Imax) 1872.96 | — |
| (30%Imax) 2809.45 | — |
| (40%Imax) 3745.93 | — |
| (50%Imax) 4682.41 | — |
| (60%Imax) 5618.89 | — |
| (70%Imax) 6555.37 | — |
| (80%Imax) 7491.85 | — |
| (90%Imax) 8428.34 | — |



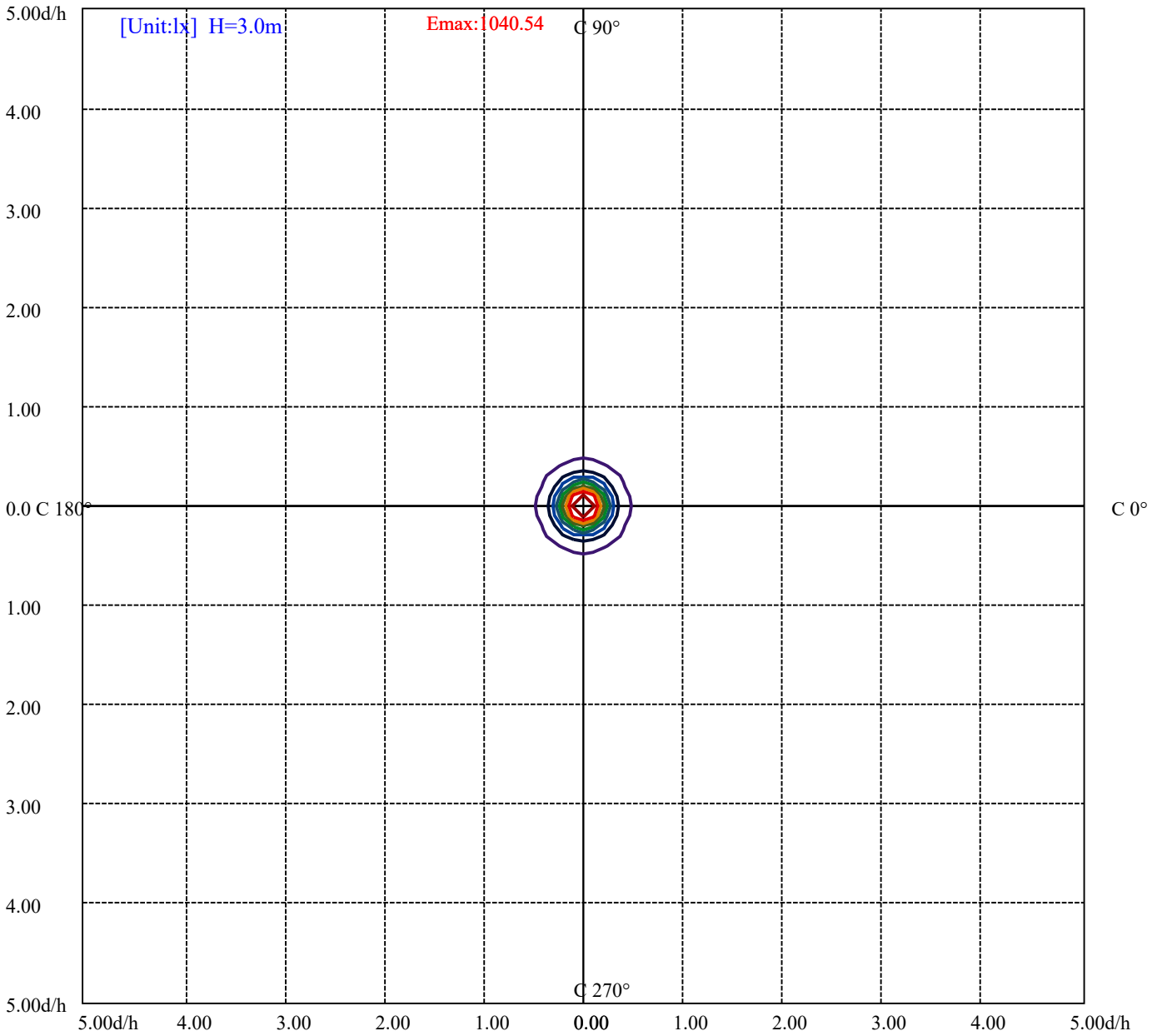
House

[Unit:cd]

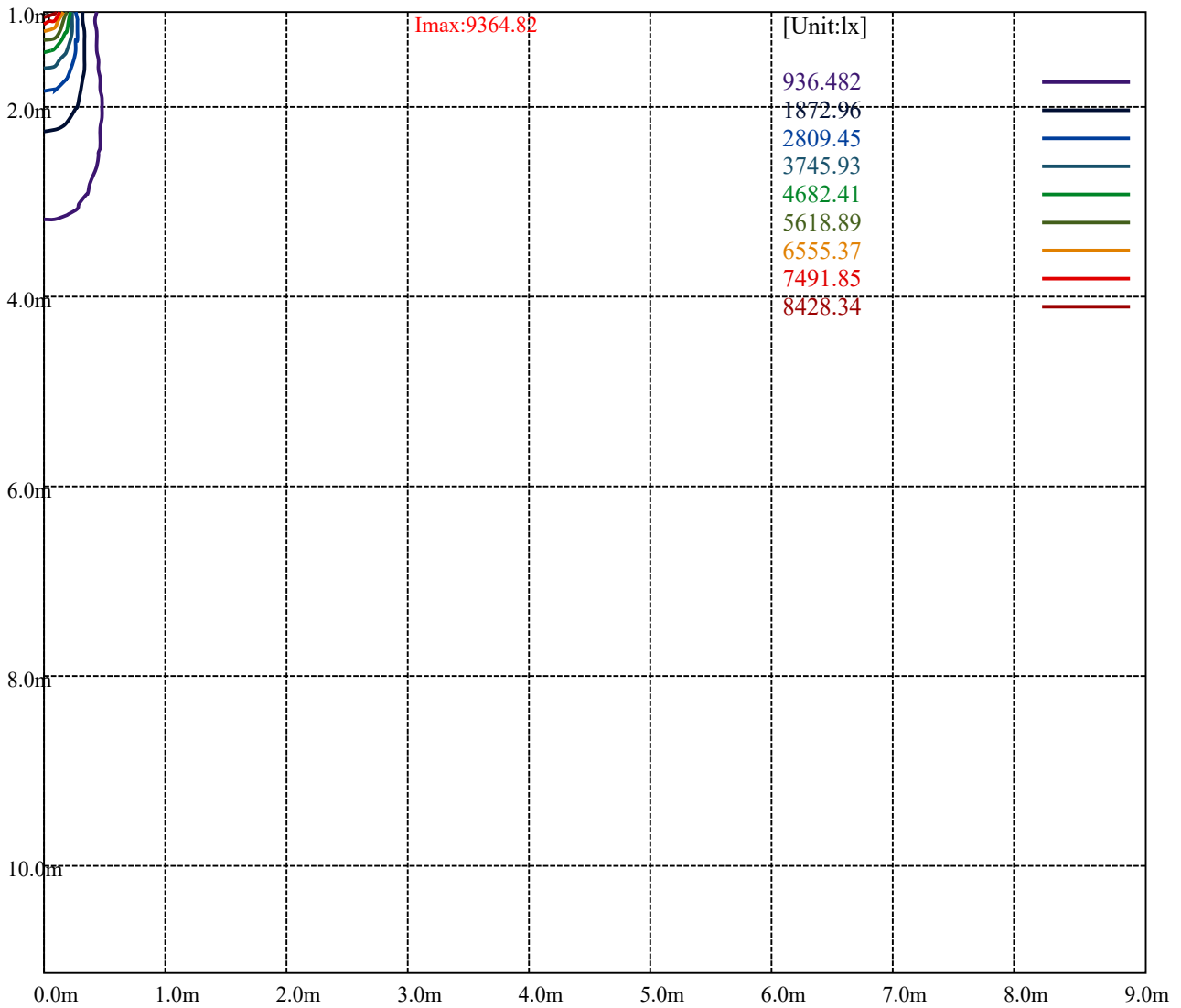
Road

Imax:9364.82

| | | |
|-----------|---------|---|
| (10%Imax) | 936.482 | — |
| (20%Imax) | 1872.96 | — |
| (30%Imax) | 2809.45 | — |
| (40%Imax) | 3745.93 | — |
| (50%Imax) | 4682.41 | — |
| (60%Imax) | 5618.89 | — |
| (70%Imax) | 6555.37 | — |
| (80%Imax) | 7491.85 | — |
| (90%Imax) | 8428.34 | — |



- (10%Emax) 104.0536
- (20%Emax) 208.1067
- (30%Emax) 312.1611
- (40%Emax) 416.2144
- (50%Emax) 520.2678
- (60%Emax) 624.3211
- (70%Emax) 728.3745
- (80%Emax) 832.4278
- (90%Emax) 936.4822



Luminance Table

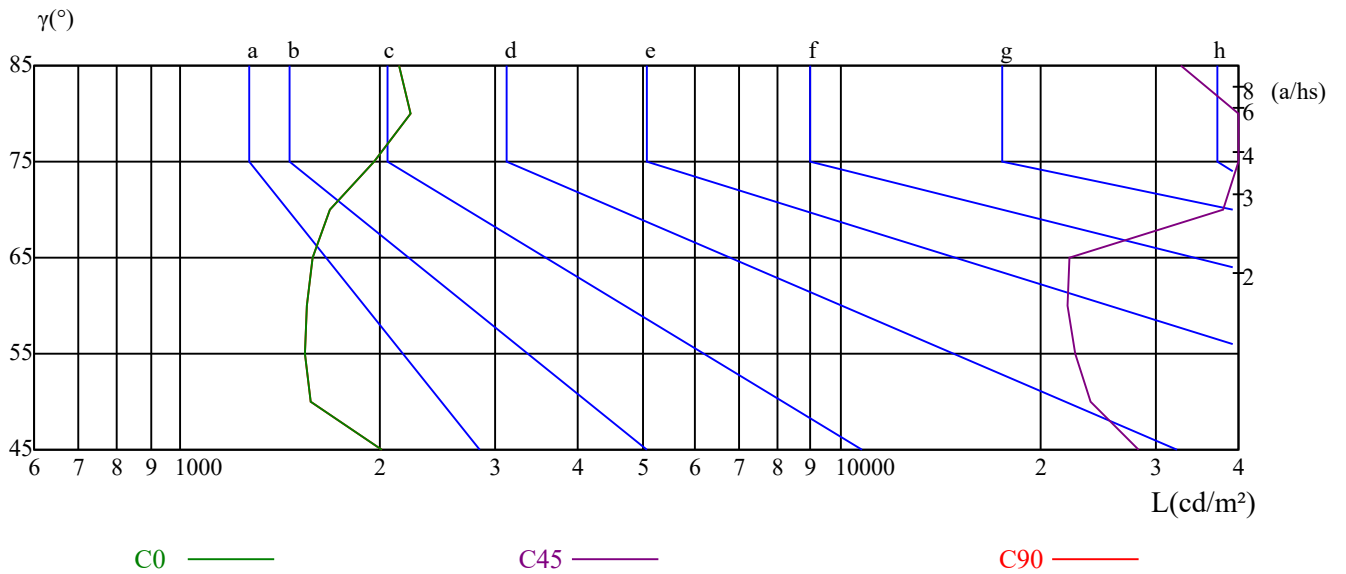
| γ | 45 | 50 | 55 | 60 | 65 | 70 | 75 | 80 | 85 |
|----------|-------|-------|-------|-------|-------|-------|-------|-------|-------|
| C0 | 2014 | 1569 | 1542 | 1548 | 1590 | 1679 | 1966 | 2233 | 2145 |
| C45 | 28156 | 23900 | 22623 | 21999 | 22128 | 37927 | 66064 | 65047 | 32703 |
| C90 | 2014 | 1569 | 1542 | 1548 | 1590 | 1679 | 1966 | 2233 | 2145 |

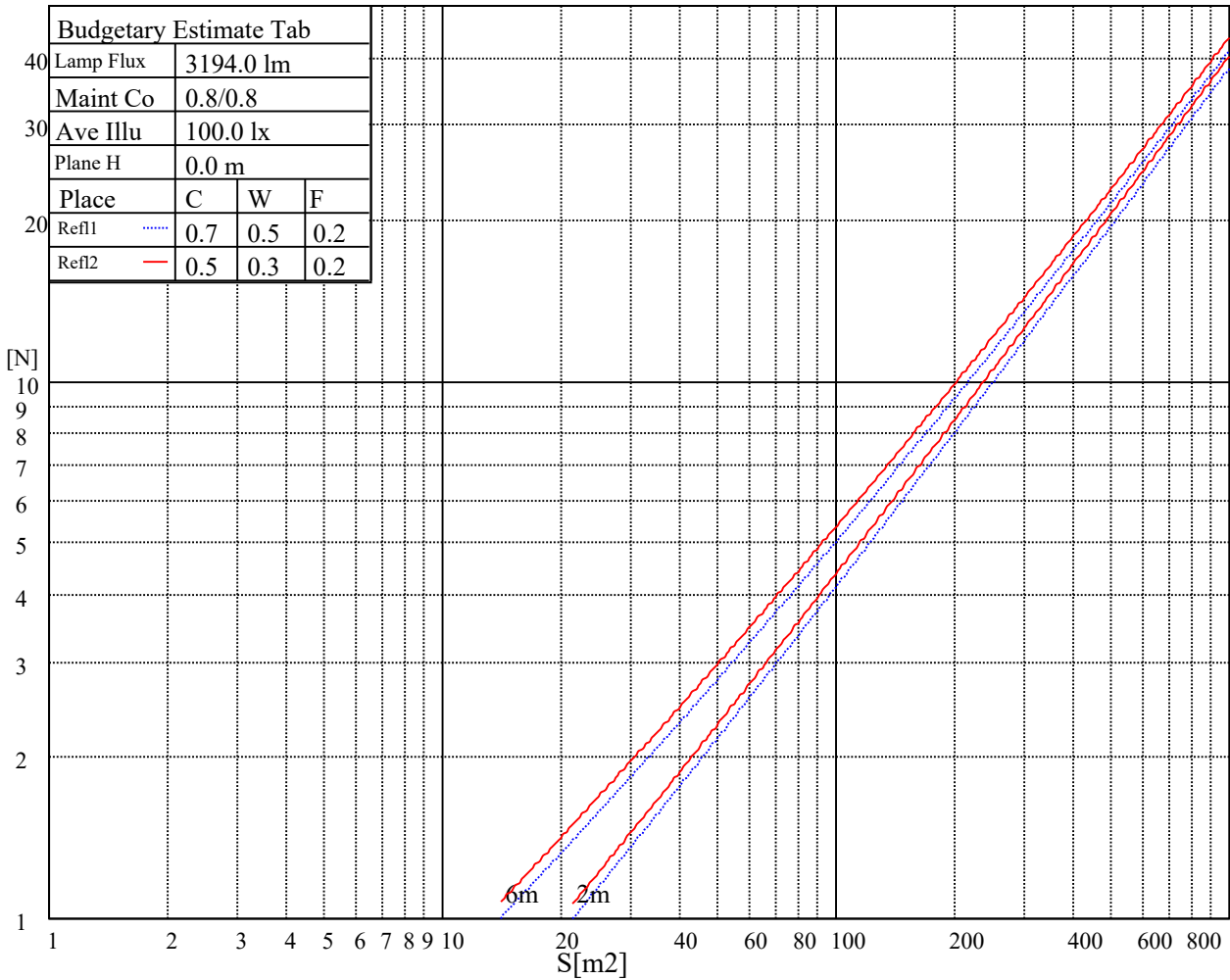
| L(Hor)(65) | L(Ver)(65) | L45(65) | L(Hor)(75) | L(Ver)(75) | L45(75) | L(Hor)(85) | L(Ver)(85) | L45(85) |
|------------|------------|---------|------------|------------|---------|------------|------------|---------|
| 3836 | 3836 | 66341 | 6801 | 6801 | 295782 | 18295 | 18295 | 380977 |

Glare Table

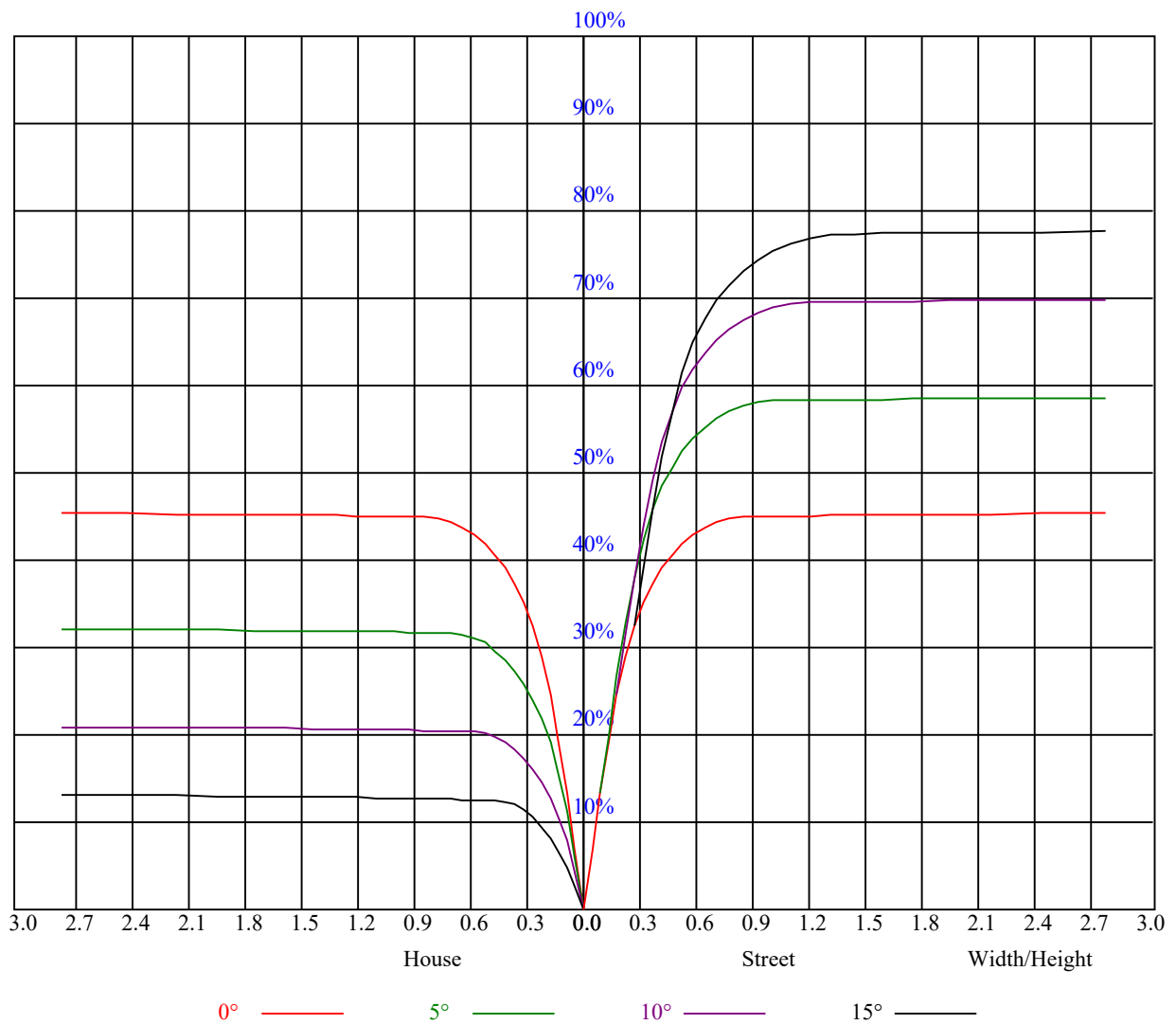
| Glare | Quality | Service Values Illuminance(lx) | | | | | | | |
|-------|---------|--------------------------------|------|------|-------|-------|-------|-------|-------|
| 1.15 | A | 2000 | 1000 | 500 | <=300 | | | | |
| 1.5 | B | | 2000 | 1000 | 500 | <=300 | | | |
| 1.85 | C | | | 2000 | 1000 | 500 | <=300 | | |
| 2.2 | D | | | | 2000 | 1000 | 500 | <=300 | |
| 2.55 | E | | | | | 2000 | 1000 | 500 | <=300 |
| | | a | b | c | d | e | f | g | h |

Luminance Limiting Curve





| RHOCC | 80 | | | 70 | | | 50 | | | 30 | | | 10 | | | 0 |
|-------|---|------|------|------|------|------|------|------|------|------|------|------|------|------|------|------|
| RHOW | 50 | 30 | 10 | 50 | 30 | 10 | 50 | 30 | 10 | 50 | 30 | 10 | 50 | 30 | 10 | 0 |
| RCR | COEFFICIENTS OF UTILIZATION RHOFC=20 CU | | | | | | | | | | | | | | | |
| 0 | 1.09 | 1.09 | 1.09 | 1.06 | 1.06 | 1.06 | 1.01 | 1.01 | 1.01 | 0.97 | 0.97 | 0.97 | 0.93 | 0.93 | 0.93 | 0.91 |
| 1 | 1.02 | 1.00 | 0.98 | 1.00 | 0.98 | 0.97 | 0.96 | 0.95 | 0.94 | 0.93 | 0.92 | 0.91 | 0.90 | 0.89 | 0.88 | 0.87 |
| 2 | 0.96 | 0.93 | 0.91 | 0.95 | 0.92 | 0.90 | 0.92 | 0.90 | 0.88 | 0.89 | 0.87 | 0.86 | 0.87 | 0.85 | 0.84 | 0.83 |
| 3 | 0.91 | 0.88 | 0.85 | 0.90 | 0.87 | 0.84 | 0.88 | 0.85 | 0.83 | 0.86 | 0.83 | 0.81 | 0.84 | 0.82 | 0.80 | 0.79 |
| 4 | 0.87 | 0.83 | 0.80 | 0.86 | 0.82 | 0.79 | 0.84 | 0.81 | 0.78 | 0.82 | 0.80 | 0.77 | 0.81 | 0.79 | 0.77 | 0.75 |
| 5 | 0.83 | 0.79 | 0.76 | 0.82 | 0.78 | 0.75 | 0.81 | 0.77 | 0.75 | 0.79 | 0.76 | 0.74 | 0.78 | 0.75 | 0.73 | 0.72 |
| 6 | 0.80 | 0.75 | 0.72 | 0.79 | 0.75 | 0.72 | 0.78 | 0.74 | 0.71 | 0.76 | 0.73 | 0.71 | 0.75 | 0.73 | 0.70 | 0.69 |
| 7 | 0.76 | 0.72 | 0.69 | 0.76 | 0.72 | 0.69 | 0.75 | 0.71 | 0.68 | 0.74 | 0.70 | 0.68 | 0.73 | 0.70 | 0.68 | 0.67 |
| 8 | 0.73 | 0.69 | 0.66 | 0.73 | 0.69 | 0.66 | 0.72 | 0.68 | 0.66 | 0.71 | 0.68 | 0.65 | 0.70 | 0.67 | 0.65 | 0.64 |
| 9 | 0.71 | 0.66 | 0.63 | 0.70 | 0.66 | 0.63 | 0.69 | 0.66 | 0.63 | 0.69 | 0.65 | 0.63 | 0.68 | 0.65 | 0.63 | 0.62 |
| 10 | 0.68 | 0.64 | 0.61 | 0.68 | 0.64 | 0.61 | 0.67 | 0.63 | 0.61 | 0.66 | 0.63 | 0.61 | 0.66 | 0.63 | 0.60 | 0.60 |



Intensity data(cd)

| | | | | | | | | | |
|--------|---------|---------|---------|---------|---------|---------|---------|---------|---------|
| C/γ(°) | 0.0 | 1.0 | 2.0 | 3.0 | 4.0 | 5.0 | 6.0 | 7.0 | 8.0 |
| 0.0 | 9364.54 | 9355.73 | 9312.24 | 9236.26 | 9079.90 | 8831.05 | 8524.93 | 8094.39 | 7648.99 |
| 90.0 | 9365.09 | 9359.04 | 9353.53 | 9332.61 | 9272.60 | 9153.13 | 8958.23 | 8699.46 | 8362.52 |
| 180.0 | 9364.54 | 9366.19 | 9371.15 | 9351.88 | 9291.87 | 9180.10 | 8943.36 | 8653.21 | 8293.70 |
| 270.0 | 9365.09 | 9349.68 | 9304.53 | 9198.27 | 9004.47 | 8741.30 | 8410.97 | 7898.39 | 7422.15 |
| 360.0 | 9364.54 | 9355.73 | 9312.24 | 9236.26 | 9079.90 | 8831.05 | 8524.93 | 8094.39 | 7648.99 |
| C/γ(°) | 9.0 | 10.0 | 11.0 | 12.0 | 13.0 | 14.0 | 15.0 | 16.0 | 17.0 |
| 0.0 | 7112.74 | 6546.21 | 6015.46 | 5453.34 | 4734.85 | 4171.07 | 3633.17 | 3035.26 | 2637.75 |
| 90.0 | 7852.69 | 7386.37 | 6880.40 | 6280.28 | 5652.64 | 5087.76 | 4523.98 | 3853.95 | 3370.00 |
| 180.0 | 7754.14 | 7273.50 | 6769.73 | 6106.86 | 5621.81 | 4987.01 | 4362.67 | 3837.98 | 3356.24 |
| 270.0 | 6913.98 | 6242.85 | 5675.21 | 5096.57 | 4462.32 | 3863.31 | 3362.29 | 2858.53 | 2484.70 |
| 360.0 | 7112.74 | 6546.21 | 6015.46 | 5453.34 | 4734.85 | 4171.07 | 3633.17 | 3035.26 | 2637.75 |
| C/γ(°) | 18.0 | 19.0 | 20.0 | 21.0 | 22.0 | 23.0 | 24.0 | 25.0 | 26.0 |
| 0.0 | 2305.21 | 1998.55 | 1749.69 | 1578.47 | 1433.12 | 1330.16 | 1265.20 | 1211.24 | 1174.35 |
| 90.0 | 2944.42 | 2519.93 | 2158.21 | 1914.86 | 1677.02 | 1509.65 | 1391.83 | 1297.13 | 1239.87 |
| 180.0 | 2813.38 | 2435.14 | 2122.97 | 1819.61 | 1629.67 | 1474.96 | 1346.13 | 1262.44 | 1213.99 |
| 270.0 | 2133.99 | 1847.69 | 1645.09 | 1471.11 | 1351.08 | 1280.61 | 1232.16 | 1187.57 | 1157.29 |
| 360.0 | 2305.21 | 1998.55 | 1749.69 | 1578.47 | 1433.12 | 1330.16 | 1265.20 | 1211.24 | 1174.35 |
| C/γ(°) | 27.0 | 28.0 | 29.0 | 30.0 | 31.0 | 32.0 | 33.0 | 34.0 | 35.0 |
| 0.0 | 1139.67 | 1104.43 | 1077.45 | 1052.68 | 995.42 | 910.63 | 808.78 | 668.94 | 551.11 |
| 90.0 | 1186.47 | 1151.23 | 1119.85 | 1087.36 | 1049.93 | 1024.05 | 966.79 | 856.68 | 746.56 |
| 180.0 | 1177.11 | 1140.77 | 1095.02 | 1063.85 | 1035.39 | 996.36 | 924.01 | 817.70 | 710.34 |
| 270.0 | 1097.82 | 1090.78 | 1061.10 | 1037.26 | 979.62 | 878.70 | 771.34 | 639.15 | 517.53 |
| 360.0 | 1139.67 | 1104.43 | 1077.45 | 1052.68 | 995.42 | 910.63 | 808.78 | 668.94 | 551.11 |
| C/γ(°) | 36.0 | 37.0 | 38.0 | 39.0 | 40.0 | 41.0 | 42.0 | 43.0 | 44.0 |
| 0.0 | 429.99 | 301.16 | 222.70 | 96.24 | 48.67 | 39.42 | 33.58 | 27.86 | 20.37 |
| 90.0 | 633.70 | 501.56 | 380.44 | 290.15 | 148.82 | 77.24 | 36.45 | 31.88 | 27.53 |
| 180.0 | 580.13 | 447.39 | 333.09 | 213.23 | 110.55 | 48.67 | 31.66 | 26.59 | 22.08 |
| 270.0 | 383.19 | 257.77 | 159.50 | 74.00 | 38.21 | 33.25 | 28.24 | 21.53 | 14.70 |
| 360.0 | 429.99 | 301.16 | 222.70 | 96.24 | 48.67 | 39.42 | 33.58 | 27.86 | 20.37 |
| C/γ(°) | 45.0 | 46.0 | 47.0 | 48.0 | 49.0 | 50.0 | 51.0 | 52.0 | 53.0 |
| 0.0 | 14.31 | 13.87 | 13.65 | 13.43 | 13.21 | 13.05 | 12.88 | 12.77 | 12.66 |
| 90.0 | 22.46 | 16.35 | 14.31 | 13.71 | 13.49 | 13.32 | 13.16 | 12.99 | 12.83 |
| 180.0 | 17.51 | 13.87 | 13.60 | 13.38 | 13.10 | 12.88 | 12.72 | 12.55 | 12.44 |
| 270.0 | 13.98 | 13.65 | 13.32 | 13.10 | 12.94 | 12.77 | 12.61 | 12.50 | 12.33 |
| 360.0 | 14.31 | 13.87 | 13.65 | 13.43 | 13.21 | 13.05 | 12.88 | 12.77 | 12.66 |
| C/γ(°) | 54.0 | 55.0 | 56.0 | 57.0 | 58.0 | 59.0 | 60.0 | 61.0 | 62.0 |
| 0.0 | 12.55 | 12.50 | 12.33 | 12.28 | 12.22 | 12.11 | 12.06 | 12.00 | 11.95 |
| 90.0 | 12.66 | 12.61 | 12.50 | 12.39 | 12.28 | 12.17 | 12.17 | 12.11 | 12.06 |
| 180.0 | 12.33 | 12.28 | 12.17 | 12.06 | 11.95 | 11.89 | 11.84 | 11.78 | 11.78 |
| 270.0 | 12.28 | 12.22 | 12.17 | 12.11 | 12.00 | 11.95 | 11.84 | 11.84 | 11.78 |
| 360.0 | 12.55 | 12.50 | 12.33 | 12.28 | 12.22 | 12.11 | 12.06 | 12.00 | 11.95 |
| C/γ(°) | 63.0 | 64.0 | 65.0 | 66.0 | 67.0 | 68.0 | 69.0 | 70.0 | 71.0 |
| 0.0 | 11.89 | 11.84 | 11.78 | 11.73 | 11.73 | 11.73 | 11.78 | 11.95 | 12.83 |
| 90.0 | 12.00 | 11.89 | 11.84 | 11.84 | 11.78 | 11.78 | 11.73 | 11.62 | 11.67 |
| 180.0 | 11.73 | 11.67 | 11.62 | 11.56 | 11.56 | 11.51 | 11.51 | 11.45 | 11.45 |
| 270.0 | 11.78 | 11.73 | 11.62 | 11.56 | 11.56 | 11.56 | 11.56 | 11.62 | 11.67 |
| 360.0 | 11.89 | 11.84 | 11.78 | 11.73 | 11.73 | 11.73 | 11.78 | 11.95 | 12.83 |

Nata 3-1546-E

| Intensity data(cd) | | | | | | | | | | Appendix Page: 17 Total:17 |
|--------------------|-------|-------|-------|-------|-------|-------|-------|-------|-------|----------------------------|
| C/γ(°) | 72.0 | 73.0 | 74.0 | 75.0 | 76.0 | 77.0 | 78.0 | 79.0 | 80.0 | |
| 0.0 | 13.49 | 14.09 | 14.70 | 15.36 | 15.75 | 16.57 | 16.96 | 17.18 | 17.29 | |
| 90.0 | 11.84 | 12.00 | 12.00 | 12.06 | 12.06 | 12.11 | 12.17 | 12.17 | 12.33 | |
| 180.0 | 11.51 | 11.62 | 11.67 | 11.67 | 11.62 | 11.56 | 11.56 | 11.56 | 11.62 | |
| 270.0 | 11.73 | 11.73 | 11.78 | 11.78 | 11.78 | 11.78 | 11.84 | 11.84 | 11.84 | |
| 360.0 | 13.49 | 14.09 | 14.70 | 15.36 | 15.75 | 16.57 | 16.96 | 17.18 | 17.29 | |
| C/γ(°) | 81.0 | 82.0 | 83.0 | 84.0 | 85.0 | 86.0 | 87.0 | 88.0 | 89.0 | |
| 0.0 | 16.41 | 14.98 | 13.38 | 11.73 | 11.62 | 11.51 | 11.23 | 11.18 | 11.07 | |
| 90.0 | 12.66 | 13.21 | 12.39 | 11.95 | 11.73 | 11.62 | 11.45 | 11.23 | 11.18 | |
| 180.0 | 11.78 | 12.00 | 12.11 | 11.78 | 11.34 | 11.34 | 11.12 | 11.12 | 11.07 | |
| 270.0 | 11.78 | 11.73 | 11.51 | 11.51 | 11.40 | 11.29 | 11.18 | 11.12 | 11.18 | |
| 360.0 | 16.41 | 14.98 | 13.38 | 11.73 | 11.62 | 11.51 | 11.23 | 11.18 | 11.07 | |
| C/γ(°) | 90.0 | | | | | | | | | |
| 0.0 | 11.12 | | | | | | | | | |
| 90.0 | 11.18 | | | | | | | | | |
| 180.0 | 11.12 | | | | | | | | | |
| 270.0 | 11.18 | | | | | | | | | |
| 360.0 | 11.12 | | | | | | | | | |